

The **Series Continuum** UPS incorporates latest technology in solid state PWM Inverter and advanced Rectifier controls combined with the use of Galvanic Isolation on the output creates a rugged and efficient static UPS. This advancement in digital technology gives the PS&C UPS a great advantage over many other competing products. PS&C has over 45 years vested in the development of UPS equipment designed for the mission critical industry. PS&C has created the best solution for the task. With an incredible product range we are able to reach more markets while allowing our Technicians and Customers compatible servicing schedules. With THD less than 3%, efficiency up to 94% and Input Power Factor at .9 minimum, we know our customers will be amazed. Our Series Continuum comes with a (1) Year Warranty which can be bundled with our "World Class Service Division" gives our customers the type of support which is not only required today, but is mandatory for industry to continue to move on a daily basis.




## Standard Equipment Features

- 6 or 12 Pulse Rectifier
- PWM IGBT Inverter
- Full Rated Synchronized Static Bypass
- True On-Line double conversion
- Input PF is greater than .9
- Input Current THD is less than 3%
- Wide Input Range
- Input Frequency is 45 to 65 Hz
- 100% unbalanced load capability
- Lower Audible Noise
- Front access
- Internal Back feed Protection
- SNMP Support over Ethernet
- RS485 communications port for modbus
- Modbus over TCP/IP support for Ethernet
- LCD display with softkeys for control

## Optional Features

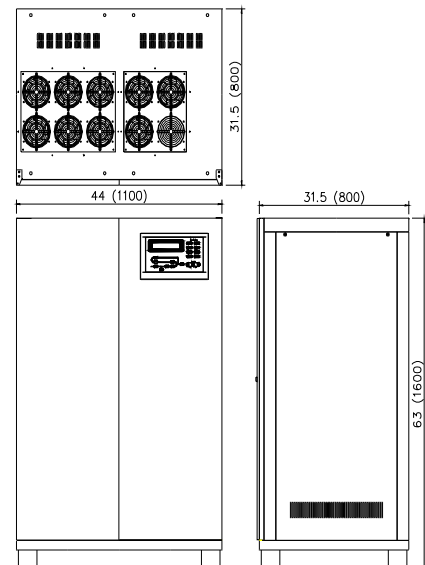
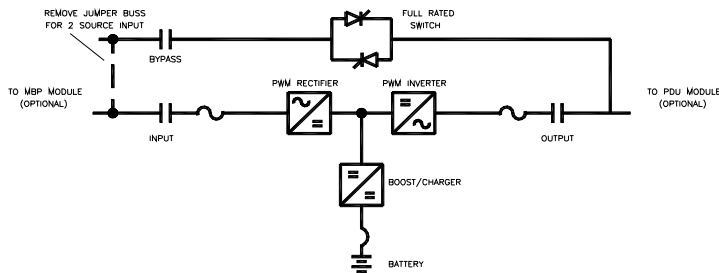
- Split input/output voltage
- Dual Output / Multiple Output
- Nema 3R Enclosures
- Back-up diesel generator with transfer switch (ATS)
- Remote monitor (Status)
- HTTP Monitoring Support
- Parallel capability
- "Turn-key" Installation
- PDU Module Cabinet
- Remote communications



**POWER SYSTEMS**  
& CONTROLS  
THE POWER IS ON!

# System Specifications

INPUT		OUTPUT	
Nominal Voltage Available		Nominal Voltage Available	
➤ @ 60 Hz	208, 480, 575	➤ @ 60 Hz	208, 480, 575
➤ @ 50 Hz	208, 380, 400	➤ @ 50 Hz	208, 380, 400
➤ Phase	3 Phase 4 Wire + Ground	➤ Phase	3 Phase 4 Wire + Ground
➤ Frequency Tolerance	60 Hz +5%, -15%	➤ Frequency Regulation	± 0.1%
➤ Magnitude Tolerance		➤ Voltage Adjustment	± 5% manually
➤ Continuous	+10%, -15% (-30% opt.)	➤ Voltage Regulation	
➤ Transient	1500v for 1 ms	➤ Balanced Load	± 1.0%
➤ Current Distortion	< 3%	➤ 100% Imbalance	± 5% phase to phase
General		Voltage THD (Total Harmonic Distortion)	
➤ Input Power Factor	> .9	➤ Single	1% Max
➤ Efficiency	Up to 94%	➤ Total	3% Max – No load to full
Battery		Overload Capacity	
➤ Type	Sealed, low maintenance	➤ 100% Rating	Continuous
➤ Float Voltage	2.25V/Cell ± 0.05V/Cell	➤ 125%	10 Minutes
➤ Equalize	1.06 x Float Voltage	➤ 150%	2 Minutes
		Output Power Factor	
		➤ Power Factor	.9 leading to .9 lagging
ENVIRONMENT			
		➤ Temperature	32° to 104° F (0° to 40° C)
		➤ Altitude	0 to 6600 FT (0 to 2000M)
		➤ Humidity	0 to 95% non-condensing
		➤ Noise Level	65 dBa @ 3 FT (1M)



Power Systems & Controls reserves the right to improve, enhance and modify the features and specifications of its products and services without prior notification. Rev 4-23

**POWER SYSTEMS**  
**& CONTROLS**  
 THE POWER IS ON!